


DIVYANGJAN CARD USER MANUAL

Applicants Please Note: The application is currently available only for applicants whose case will be processed by Mumbai (CSMT), Secunderabad (SC), Hyderabad (HYB), Chennai Central (MAS), Delhi (DLI), Ambala (UMB), Moradabad(MB), Lucknow (LKO) and Firozpur (FZR) divisions. Processing division is based on the State and railway station nearest to the hospital from where applicant has obtained the railway concession certificate.

Divyangjan Passengers in following categories are eligible to apply for issuance/renewal of Photo ID card (to avail concessional Rail tickets across IRCTC/Counter):


1. Person with Visual Impairment with Total Absence of Sight
2. Mentally Retarded person who cannot travel without an escort.
3. Person with Hearing and Speech Impairment Totally (Both Afflictions Together in the same person).
4. Orthopedically Handicapped/Paraplegic Person/Patients who cannot travel without the assistance of an escort.

1. First time applicants are required to sign up using "New User" option.



Divyangjan Card Application

APPLICANT LOGIN



Registered Mobile Number *

OTP


Login

User Manual

New User?

Divyangjan Card Application

Please fill in the details below to create an account on the Divyangjan Portal.



New Account Creation (All Fields are Mandatory)

Note : Ensure correct entry of Name and Gender. Modification not allowed after registration !!!

State Rly Stn nearest to Railway ...

Identity Verification with Aadhaar

applicantName

EmailID

MobileNumber *OTP

Minlength is 10

Gender* Male Female Others

Physical Impairment

Visual Impairment with Total Absence of Sight

Mentally Retarded person who cannot travel without an escort

Hearing and Speech Impairment (Both afflictions together in same person)

Orthopaedically Handicapped/ Paraplegic/ Patients who cannot travel without an escort

2. While creating the User, it is required that the STATE and Nearest Railway station (station which is nearest to the certificate issuing hospital) is chosen properly so that the case is forwarded to the correct Division for further processing.
3. Aadhaar validation is non-mandatory and user can register without providing Aadhar id also.
4. Applicant should have a valid phone number.
5. Once the user is registered, the applicant can login using registered Mobile number and submit the required details.

Divyangjan Card Application

APPLICANT LOGIN



Registered Mobile Number**
000040250

OTP
001400


Captcha Details

x8x46 [Continue](#)

[Login](#)

[User Manual](#) [New User?](#)

Divyangjan Card Application

 Concessional Form

[Apply For Concession Card](#)

Applicant Dashboard

Application No.	Application Date	Applicant Name	Mobile Number	Card Issuing Stn	Status	Application Feedback	Action
-----------------	------------------	----------------	---------------	------------------	--------	----------------------	--------

Divyangjan Card Application

DIVYANGJAN CARD APPLICATION FORM (All * Mark Fields are Mandatory)

Personal Details

Name	Gender	Disability	Email ID	Mobile No.
TESTABCD	M	Orthopaedically Handicapped/ Paraplegic/ Patients who cannot travel without an escort	Testabc@gmail.com	7995577281

Card Applicant Details

Date of Birth * Father's Name * Disability Type * Address * PIN CODE *

City * District * State *

Upload Files(Allowed types: jpeg,jpg,png,pdf (For photo only jpeg, jpg ,png are allowed) - Min_Size: 5 KB and Max_Size: 600 KB Each)

Concession Certificate Form * Photograph Upload * Disability Certificate

DOB Proof Upload * Photo ID Proof Upload * Address Proof Upload *

Details of Concession certificate Issued from Government Hospital

RLY Concession Cert IssueDate * RLY Concession Cert Issuing Hospital State * RLY Concession Cert Issuing Hospital City * RLY Concession Cert Issued Hospital Name *

DoctorName(RlyConcCert) * DrRegistrationNum(RlyConcCert) * Disability certificate number(last 9...

6. Name, Father's Name, Date of Birth and Gender information of the Card Holder are not allowed to be changed once card is issued.

7. The Applicant is required to be ready with the scanned copy of following documents (Allowed types: pdf, jpeg, jpg, png - Max size: 600 KB each)

- a. Disability certificate issued by the Govt Doctor/Govt Hospital
- b. Railway Concession certificate (template provided on Applicant home page)
- c. Passport size photo
- d. Date of Birth Proof:
 - i. Birth Certificate issued by Registrar of Births and Deaths or the Municipal Corporation
 - ii. Transfer/School Leaving/ Matriculation Certificate issued by the school last attended/recognized educational board
 - iii. Passport
 - iv. Aadhaar card/ downloaded Aadhaar (e-Aadhaar)
 - v. PAN card
 - vi. Voter ID

- vii. Certificate of Date of Birth issued by Group A Gazetted officer or Tehsildar on Letterhead
- viii. Declaration given by the Head of the Orphanage/Child care Home on their official Letterhead of the Organization

e. Photo Id Proof:

- i. Aadhaar card/downloaded Aadhaar (e-Aadhaar)
- ii. Passport
- iii. PAN card issued by Income Tax Department
- iv. Voter ID card issued by Election Commission of India
- v. Driving License issued by RTO
- vi. Photo identity card having serial number issued by Central/State Government.
- vii. Photo identity cards having serial number issued by Public Sector Undertakings of State/Central Government, District Administrations, Municipal bodies and Panchayat Administrations.
- viii. Student Identity card with photograph issued by recognized School/College for their students.
- ix. Photo passbook of running bank account (Scheduled Public Sector Banks, Scheduled Private Sector Indian Banks and Regional Rural Banks only)
- x. Credit cards issued by banks with laminated photograph. Ration/PDS photo card.
- xi. Certificate of Identity having photo issued by Gazetted Officer or Tehsildar on letterhead.

f. Address Proof: (In case address is different than Aadhaar given during User creation. If Aadhar number is the address proof, applicants are requested to provide Aadhar using user creation)


- i. Water Bill (not older than 3 months).
- ii. Telephone Bill (Landline or post paid mobile bill- not older than 3 months)
- iii. Electricity Bill (not older than 3 months)
- iv. Property Tax receipt (not older than one year)
- v. Gas connection bill (not older than 3 months)
- vi. Aadhar card/downloaded Aadhar (e-Aadhar)
- vii. Passport/ Passport of Spouse/ Passport of parents (in case of minor)(provided the applicant's present address matches the address mentioned in the spouse/parents)
- viii. PAN card issued by Income Tax Department
- ix. Voter ID card issued by Election Commission of India
- x. Driving License issued by RTO.
- xi. Photo passbook of running bank account (Scheduled Public Sector Banks, Scheduled Private Sector Indian Banks and Regional Rural Banks only)
- xii. Credit card statement (not older than 3 months)
- xiii. Post Office passbook/ account statement
- xiv. Ration/PDS photo card
- xv. Photo identity card having serial number issued by Central/State Government.
- xvi. Photo identity cards having serial number issued by Public Sector Undertakings of State/Central Government, District A

- ministrations, Municipal bodies and Panchayat Administrations.
- xvii. Signed letter having photo from bank on letterhead/ signed letter issued by employer of registered company on letterhead/ signed letter issued by Recognized Educational institution.
 - xviii. Income Tax Assessment Order
 - xix. Registered Rent Agreement.
 - xx. Certificate of Address issued by Gazetted officer/Tehsildar on letterhead.
 - xxi. Certificate of Address issued by Village Panchayat head or its equivalent authority.

8. The Applicant is required to upload **self attested soft copy** of all the documents.
9. Doctor's Name, registration number and nature of disability mentioned on concession certificate should be clearly mentioned and readable in the uploaded concession certificate.
10. While feeding the hospital details, applicant has to ensure correct feeding of State and Hospital city.
11. Once the details are fed, the applicant can submit the application. Status of the application will be visible on Applicant dashboard.
12. Editing of any details is not permitted, so before submitting the online card application, please verify all the entered information for correctness.
13. If the application is not completely filled, the applicant can save it as Draft. However, it should be submitted within one month of User creation, otherwise the user details will be removed and fresh registration would be required.
14. While filling the online application form, the applicant must keep in mind that the entries should be appropriate otherwise the application will be rejected.
15. In case application is rejected (reason for rejection mentioned in status of application), applicant is allowed to re-apply after making necessary corrections to the online application or the uploaded documents as the case may be.
16. For any grievances, user may register their complaints at <https://pgportal.gov.in/> or using the feedback form available in user profile option (besides the logout button).
17. After approval of card, applicant can view and download the card after logging in with the registered mobile number and print the generated card.

Divyangjan Card Application

Applicant Dashboard

Application No.	Application Date	Applicant Name	Mobile Number	Card Issuing Stn	Status	Application Feedback	Action
558955	01/09/2022	USER TEST	9876543210	NZM	GenCard		

Divyangjan Card Application



INDIAN RAILWAY'S DIVYANGJAN IDENTITY CARD

IDENTITY CARD NO : **NRNZM4673**

NAME: **USER TEST**

NAME FOR BOOKING (16 Chars Max): **USER TEST**

DATE OF BIRTH: **07/06/1999**

NAME OF GOVT. HOSPITAL/CLINIC/INSTITUTION: **H NIZAMUDDIN**

NAME OF THE GOVT. DOCTOR / RMP / HEAD OF THE INSTITUTION OF BLIND: **DR. TEST**

REGISTRATION NO. OF THE GOVT DOCTOR/ RMP/ PERSON ISSUING CERTIFICATE: **8878543210**

NATURE OF HANDICAP: **Physical Disability/Paraplegic Person**

VALIDITY OF THE CONCESSION CERTIFICATE : **6 years**

CARD VALID UPTO: **03/08/2027**

DATE OF ISSUE: **01/08/2022**



COMPUTER GENERATED AND SIGNATURE
NOT REQUIRED



Print